

The following pages will assist you to log into your team account, view your rosters, communicate with team members and more.

Go to [gotsoccer.com](http://gotsoccer.com) and click login.



The screenshot shows a web browser window with the address bar displaying [preview.gotsoccer.com](http://preview.gotsoccer.com). The browser's tab bar includes several open tabs: "Sign off Page", "www.pueblorangers...", "Photos - Google+", "Food4Patriots - Pre-", "2 Vintage Equipment", and "Pueblo Rangers Socce...". The website's navigation menu is located at the top right and includes the following items: HOME, RANKINGS, TOURNAMENTS, VIDEOS, NEWS, SUPPORT, and LOGIN. The LOGIN button is circled in red. The main content area features the GotSoccer logo on the left, which consists of a green square icon with a stylized 'G' and the text "GotSoccer" in green and grey. Below the logo is the tagline "Our Software · Your Journey" and a green button labeled "Learn More »". On the right side of the main content area, there is a section titled "The GotSoccer Rankings" with the subtitle "Creating fun and fair competition for all". Below this text is a video player with a large play button and the text "GOTSOCCKER RANKINGS" overlaid on a soccer field background.







On the “Member Account” tab click “Login” under the “Teams & Team Officials” heading.

Rankings Magazine Sheuneenio News Local Featured Tournaments Videos Club Directory Tournament Directory Software

**Member Account**  
Universal Account

### Member Account Login

Don't want to create a GotSoccer [Universal Account](#)? [Login directly to your existing member accounts below.](#)


- **Organizations**  
Directors, Registrars, States & Assignors  
[Login](#)
- **Teams & Team Officials**  
View and print rosters, schedules, game cards, and submit risk management reports.  
[Login](#)
- **Referees & Assignors**  
Create and verify assignments, and submit game reports.  
[Login](#)
- **College Coaches**  
Search player profiles and register to attend events.  
[Login](#)
- **Players & Families**  
Players & Parents - update your contact information and find forms.  
[Login](#)
- **Event Scheduling/Scoring**  
Leagues & Tournaments  
[Scheduling](#) [Scoring Input](#)

To view your team, log in under your “Team Account”. If you log in under “Individual Coach” it will only take you to your profile.

Rankings Magazine Sheuneenio News Local Featured Tournaments Videos Club Directory Tournament Directory Software

**Member Account**  
Universal Account

### Member Account Login

Team Account	Individual Coach	Individual Manager
 Username <input type="text" value="Team_Simmions"/> Password <input type="password" value="....."/> <a href="#">Login</a>	Username <input type="text" value="jude53"/> Password <input type="password" value="....."/> <a href="#">Login</a>	Username <input type="text" value="jude53"/> Password <input type="password" value="....."/> <a href="#">Login</a>
<a href="#">Team Account Lookup</a>	<a href="#">Coach Account Lookup</a>	<a href="#">Manager Account Lookup</a>
New to GotSoccer? <a href="#">Create Your Account</a>		

# From here you can navigate to your team profile, rosters and more.


The screenshot displays the GotSoccer website interface for a team profile. At the top, there is a navigation menu with links for Home, Events, Game History, Email Team, College Search, Player Suspensions, Help, and Log Out. Below this is a secondary menu with links for Overview, Team Profile, Manager, Coach, Roster, Roster History, and Account Assistance.

The main content area is titled "Team - Coed U9 Simmions" with a GotSoccer TeamID # 1234932. A "Universal Account" button is present, along with a "Connect to your GotSoccer Account" link. On the right, there are links for "Update Team Age and More", "View Public Team Page", "Team Fundraising", "View/Print Team Contacts", and "Team Info".

On the left side, there are three promotional boxes:
 

- "Get the most out of your account" with a yellow highlight for "Account Merge Tool is Now Available!" and a "Click Here to get started." link.
- "Your Club" section for "Pueblo Rangers SC (CO)".
- "New! GotSoccer Team App" featuring an image of the app on a smartphone with a play button overlay.

The central "Event Registration History" section shows "Items 1 - 1 of 1". Below this is a table with the following data:

Name/Date	Type	Status	Applied	Accepted	Paid	Notify	Roster	Schedule	eTravel	Support	Misconduct:Y/R
 Pueblo Rangers Spring Recreational League 3/31/2018 - 5/19/2018	League	Accepted	01/13/2018	Yes	No		Default	<a href="#">View</a>	<a href="#">Request</a>	<a href="#">Request</a>	

Below the table, it indicates "Items 1 - 1 of 1". At the bottom of the page, there is a "New! GotSoccer Magazine" section and a green arrow pointing upwards.

To view your roster click the roster tab. It will default to the Primary Player List. This is the list of all players, (Active and not active). If you want to view your roster for the current league, click the dropdown under “View by Event Registration” and select the current league or event. If there is a date under the “Last Reg.” column, that is the date that the player registered. If there is “N/A” the player has not registered.

**GotSoccer** My GotSoccer >> Teams [Return to My GotSoccer](#)

Overdue Invoices

Invoice	Due Date	Balance	
#47947	1/14/2018	\$120.00	<a href="#">Pay</a>

User: pueblorangerssc/psullivan  
Registrar:

Home Events Game History Email Team **Roster** College Search Player Suspensions Help Log Out

Overview Team Profile Manager Coach **Roster** Roster History Account Assistance

### Coed U9 Simmions - Team Player List and Rosters

Player Add/Remove functions have been locked by your club.

View by Event/Registration:  
Primary Player List


[Print Contacts »](#) [Email Players »](#)

Upcoming Schedule/Game Cards  
Your team schedule is not currently available.

Select an event or registration from the list above to view your official roster and enable the Registrar notification function.

[Register New Player](#)


#### Full Team Player List

Photo	L.Name	F.Name	ID#	Jrtsy#	Gender	DOB	State	Updated	Last Reg.	Login
1	<a href="#">Bedoya-Correa</a>	<a href="#">Santiago</a>	9195243		Boys	5/2/2010	CO	1/17/2018	1/17/2018	<a href="#">Ok</a>
2	<a href="#">Cisney</a>	<a href="#">Hayden</a>	10535005		Boys	8/25/2009	CO	1/18/2018	1/18/2018	<a href="#">Ok</a>
3		<a href="#">Fetrow</a>	<a href="#">Jace</a>	10535302	Boys	2/24/2009	CO	1/12/2018	1/12/2018	<a href="#">Ok</a>
4	<a href="#">Nevins</a>	<a href="#">Max</a>	10555682		Boys	1/31/2008	CO	1/18/2018	1/18/2018	<a href="#">Ok</a>
5	<a href="#">Nevins</a>	<a href="#">Stella</a>	10555688		Girls	2/20/2010	CO	1/18/2018	1/18/2018	<a href="#">Ok</a>

Show Guest Players: No

This has given you a very high level over view of the teams area. Feel free to investigate the other tabs in the menu. Use the Help tab to for more information or email [office@pueblorangers.net](mailto:office@pueblorangers.net)

The screenshot displays the 'Coed U9 Simmons - Team Player List and Rosters' page. The navigation menu includes Home, Events, Game History, Email Team, College Search, Player Suspensions, **Help**, and Log Out. The 'Help' menu item is circled in red. Below the navigation, there are tabs for Overview, Team Profile, Manager, Coach, **Roster**, Roster History, and Account Assistance. The main content area shows a dropdown menu for 'View by Event/Registration:' set to 'Primary Player List', and buttons for 'Print Contacts' and 'Email Play'. A message states 'Player Add/Remove functions have been locked by your club.' Below this is a selection prompt: 'Select an event or registration from the list above to view your official roster and enable the Registrar notification function.' The 'Full Team Player List' table is shown below.

Photo	L.Name	F.Name	ID#	Jrsy#	Gender	DOB	State	Updated	Last Reg.	Login
1	<a href="#">Bedoya-Correa</a>	<a href="#">Santiago</a>	9195243		Boys	5/2/2010	CO	1/17/2018	1/17/2018	Ok
2	<a href="#">Cisney</a>	<a href="#">Hayden</a>	10535005		Boys	8/25/2009	CO	1/18/2018	1/18/2018	Ok
3	 <a href="#">Fetrow</a>	<a href="#">Jace</a>	10535302		Boys	2/24/2009	CO	1/12/2018	1/12/2018	Ok
4	<a href="#">Nevins</a>	<a href="#">Max</a>	10555682		Boys	1/31/2008	CO	1/18/2018	1/18/2018	Ok
5	<a href="#">Nevins</a>	<a href="#">Stella</a>	10555688		Girls	2/20/2010	CO	1/18/2018	1/18/2018	Ok

Below the table, it says 'Show Guest Players: No'. At the bottom of the page, there is a logo 'Powered by GotSoccer'. On the right side, a help sidebar is open, showing a list of help topics under 'Help Topics - Teams', including 'Do I have to add an email address for the players on my roster?', 'Printing Player Cards (NON NEW JERSEY TEAMS)', and 'Player Showing Up a Secondary with Missing Information'. A red arrow points from the 'Email Play' button to the help sidebar.